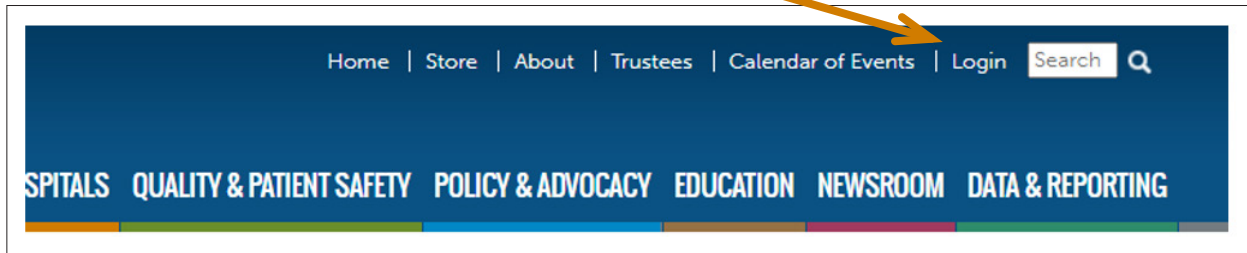





# How to check your trustee certification credit status

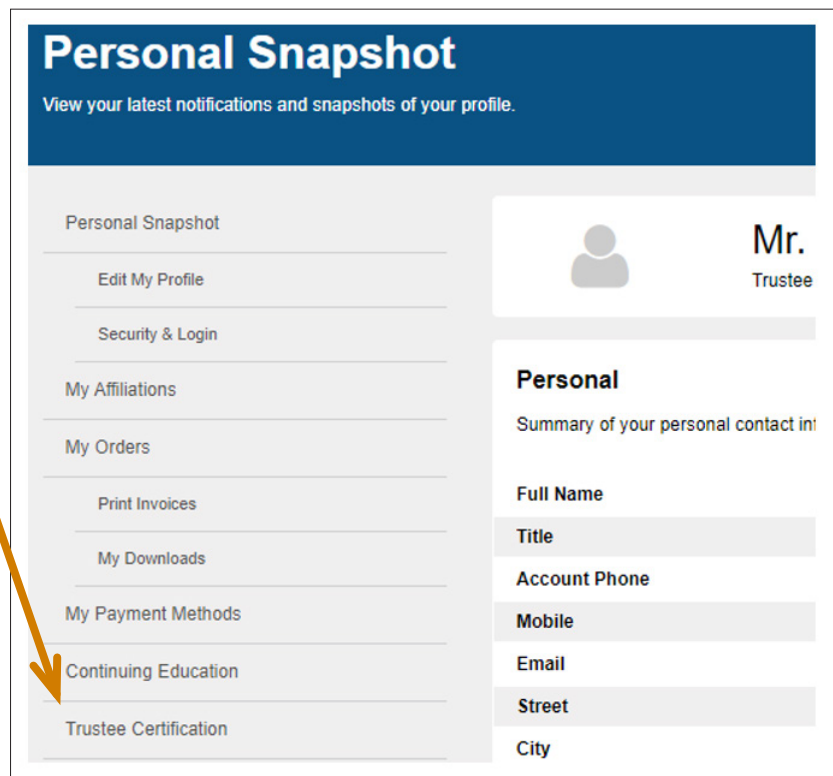
Visit MHA's website, <http://www.mnhospitals.org> and login using your email address and password. If you haven't logged into MHA's website before, contact [Heather Harmer](#), director events and education, MHA, and ask her to enable your Community Hub account and send a reset password email.



Select Community Hub



Select Trustee Certification



over

Click view

The screenshot shows a dashboard titled "Trustee Certification" with the subtitle "View and manage your program enrollment." On the left is a navigation menu with items: Personal Snapshot, Edit My Profile, Security & Login, My Affiliations, My Orders, Print Invoices, My Downloads, My Payment Methods, Continuing Education, and Trustee Certification. On the right, there is a "+ New Component" button, a "Current Programs" section, and a "Trustee" profile card. The profile card includes fields for Term Status, Status, Enrollment Date, End Date, Total Milestones, and Total Milestones Completed. A "View" button is located at the bottom of the profile card. An orange arrow points from the text "Click view" to this button.

You'll see a list of component categories noting required units and how many credits you have earned.

<b>Effective Governance</b>	
Status	Incomplete
Required Units	6.00
Units Earned	0.00
<a href="#">View Components</a>	
<b>Fiduciary Duties</b>	
Status	Incomplete
Required Units	6.00
Units Earned	1.00